

ABACUS

GLOBAL MANAGEMENT, INC.

NASDAQ | ABL

Investor Presentation

03.27.25

Disclaimer

General. This presentation (this "Presentation") is provided solely for informational purposes. This Presentation is subject to update, completion, revision, verification and further amendment without notice. None of Abacus Global Management, Inc. (the "Company", "Abacus", "Abacus Global Management", "we", "our", or "us") or its affiliates has authorized anyone to provide interested parties with additional or different information. The information contained herein does not purport to be all inclusive or contain all of the information that may be required to make a full analysis of the Company. Viewers of this Presentation should each make their own evaluation of the Company and of the relevance and adequacy of the information and should make such other investigations as they deem necessary. Nothing herein shall be deemed to constitute investment, legal, tax, financial, accounting or other advice, and you should consult with your own attorney, business advisor and tax advisor as to legal, business, tax and other matters related hereto. No representations or warranties, express or implied, are given in, or in respect of, this Presentation. To the fullest extent permitted by law, in no circumstances will the Company or any of its respective subsidiaries, stockholders, affiliates, representatives, partners, directors, officers, employees, advisers or agents (collectively, the "Representatives") be responsible or liable for any direct, indirect or consequential loss or loss of profit arising from use of this Presentation, its contents, its omissions, reliance on the information contained within it, or on opinions communicated in relation thereto or otherwise arising in connection therewith.

Forward-Looking Information. This Presentation contains forward-looking statements within the meanings of Section 27A of the Securities Act of 1933, as amended, Section 21E of the Securities Exchange Act of 1934, and the Private Securities Litigation Reform Act of 1995, as amended. All statements contained in this Presentation that do not relate to matters of historical fact should be considered forward-looking statements, including statements relating to predictions, projections and other statements about future events that are based on current expectations and assumptions and, as a result, are inherently subject to risks and uncertainties. In some cases, you can identify forward-looking statements by terms such as "may," "will," "should," "expect," "plan," "anticipate," "could," "intend," "target," "project," "contemplate," "believe," "estimate," "predict," "potential", or "continue" or the negative of these terms or other similar expressions are intended to identify forward-looking statements, although not all forward-looking statements are identified by these terms or expressions. In addition, statements that "we believe" and similar statements reflect management's beliefs and opinions on the relevant subject. These statements are based upon information available to management as of the date of this presentation, and while management believes such information forms a reasonable basis for such statements, such information may be limited or incomplete, and such statements should not be read to indicate that management has conducted an exhaustive inquiry into, or review of, all potentially available relevant information. These statements are inherently uncertain and investors are cautioned not to unduly rely upon these statements.

Management has based these forward-looking statements largely on their current expectations and projections about future events and financial trends that management believes may affect the Company's business, financial condition and results of operations. The Company may not actually achieve the plans, intentions or expectations disclosed in these forward-looking statements.

In light of these assumptions, risks and uncertainties, the results and events discussed in the forward- looking statements contained in this Presentation by reference might not occur. You should review this Presentation completely and with the understanding that the Company's actual future results may be materially different from what management expects and you should not place undue reliance on the forward-looking statements, which speak only as of the date of this Presentation. Except as required by applicable law, the Company does not plan to publicly update or revise any forward-looking statements contained herein, whether as a result of any new information, future events, changed circumstances or otherwise.

Financial Information. Some of the financial information and data contained in this Presentation are unaudited and do not conform to Regulation S-X. Such information and data may not be included in, may be adjusted in or may be presented differently in the annual report on Form 10-K and quarterly reports on Form 10-Q, filed by the Company. Except as otherwise noted, all references herein to full-year periods refer to the Abacus Companies' fiscal year, which ends on December 31. You should review the Company's audited financial statements, which are filed with the SEC. This Presentation includes certain financial measures not presented in accordance with generally accepted accounting principles in the United States ("GAAP"), which are used by management as a supplemental measure, have certain limitations, and should not be construed as alternatives to financial measures determined in accordance with GAAP. The non-GAAP measures as defined by us may not be comparable to similar non-GAAP financial measures presented by other companies. Our presentation of such measures, which may include adjustments to exclude unusual or non-recurring items, should not be construed as an inference that our future results will be unaffected by other unusual or non-recurring items. Reconciliations to the most directly comparable GAAP measures are provided in this Presentation in the Appendix.

Industry And Market Data. Market data and industry information presented throughout this Presentation are based on management's knowledge of the industry and the good faith estimates of management. Management also relied, to the extent available, upon management's review of independent industry surveys and publications and other publicly available information prepared by a number of third-party sources. All of the market data and industry information used in this Presentation involves a number of assumptions and limitations, and you are cautioned not to give undue weight to such estimates. Although we believe that these sources are reliable, we cannot guarantee the accuracy or completeness of this information, and we have not independently verified this information. While we believe the estimated market position, market opportunity and market size information included in this Presentation are generally reliable, such information, which is derived in part from management's estimates and beliefs, is inherently uncertain and imprecise. No representations or warranties are made by the Company or any of its affiliates as to the accuracy of any such statements or projections. Projections, assumptions and estimates of our future performance and the future performance of the industry in which we operate are necessarily subject to a high degree of uncertainty and risk due to a variety of factors, including those described above. These and other factors could cause results to differ materially from those expressed in our estimates and beliefs and in the estimates prepared by independent parties.



Our mission at Abacus is to revolutionize financial services through expert asset management and data-driven lifespan insights, leveraging advanced technology to deliver personalized solutions that optimize financial well-being across every stage of life



Strategic Vision | Abacus Global Management, Inc.

“Abacus envisions a future where financial decisions are transformed by the powerful intersection of technology, longevity data, and expert asset management.

Through our four integrated verticals—Life Solutions, Asset Management, Private Wealth Management, and Health and Longevity Technology—we strive to be the premier financial partner that helps institutional investors, financial advisors, and clients harness untapped value in lifespan metrics, creating investment strategies that stand the test of time.”

Jay Jackson
Chairman and Chief Executive Officer
Abacus Global Management, Inc.



Business Verticals | Abacus Global Management, Inc.



Abacus Life Solutions

Transforming life insurance settlements into a high-performing asset class.

Since 2004, Abacus has purchased over \$10 billion in face value of life insurance policies, helping thousands of clients maximize the value of their life insurance assets.

The Life Solutions division specializes in helping consumers achieve financial security through retirement products while serving as a solutions provider to institutions.

The institutional business assists insurance carriers and reinsurers in optimizing legacy liabilities and creating innovative consumer-facing products through data-based solutions.



Abacus Asset Group

Expanding global investment opportunities through strategic acquisitions.

The asset management division serves primarily institutional investors alongside select private clients, seeking to provide superior returns across the risk-reward spectrum.

Abacus Asset Group specializes in uncorrelated and longevity-based assets, fixed-income replacement strategies, and free-cash flow based investment solutions.

This division leverages proprietary analytics and market insights to identify unique opportunities through distinct investment strategies that deliver consistent performance through various market cycles while maintaining a disciplined approach to risk management.

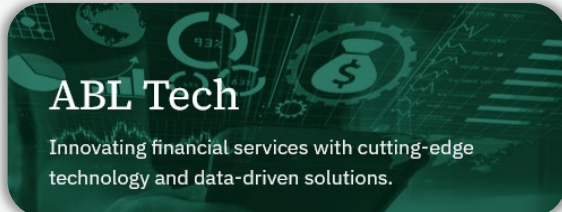


ABL Wealth

Delivering market-leading investment strategies based on free cash flow and longevity assets.

Leveraging more than two decades of proprietary data and algorithms, ABL Wealth is redefining wealth management through a transparent, cutting edge, data-driven approach.

The division helps financial advisors create customized plans based on clients' health, longevity, and overall financial well-being, moving beyond one-size-fits-all planning to develop financial strategies tailored to every individual.



ABL Tech

Innovating financial services with cutting-edge technology and data-driven solutions.

Building on decades of experience and proprietary health and longevity data sets, ABL Tech creates technology products that are revolutionizing the life planning industry.

These innovations deliver tremendous benefits for pension funds, government agencies, and insurance-related businesses.

The division has developed platforms that conduct real-time mortality verification, locate missing participants, and service the secondary life insurance market with unprecedented speed and accuracy.

Our Products | Abacus Asset Group

Public Offerings

ABL Common Shares
ABL Warrants
ABL Baby Bonds

Abacus FCF Leaders ETF
Abacus FCF International Leaders ETF
Abacus FCF Real Assets Leaders ETF
Abacus FCF Innovation Leaders ETF
Abacus Tactical High Yield ETF
Abacus FCF Small Cap Leaders ETF

Ticker

ABL
ABLLW
ABLLL

ABFL
ABLG
ABLD
ABOT
ABHY
ABLS

Abacus Domestic Private Funds

LMA Income II Fund
Abacus Enhanced Income Fixed/Plus
Abacus Premier Income Fixed/Plus

Abacus International Private Funds

Absolute Return Funds

Landmark Acquisitions and Partnerships Adding Further Scale and Capabilities

Two Key Acquisitions within Abacus Asset Group to Increase Asset and Wealth Management Opportunities



Description	Leading Luxembourg-based investment manager in the life settlement space	Asset manager and index provider specializing in cash flow index strategies
Consideration	Approximately \$200 million	Undisclosed
AUM Acquired	Approximately \$2.0 billion	Approximately \$600 million
Rationale	<ul style="list-style-type: none"> Grow life settlement AUM Obtain regulatory licenses in Luxembourg, the second largest domicile for fund managers globally, providing a platform for continued product offerings 	<ul style="list-style-type: none"> Grow AUM Obtain index creation capabilities, advancing Abacus' goal of creating lifespan-based target date funds customized to individuals' own longevity and lifespan

Further Partnerships Signed to Increase Distribution and Continue to Refine Underwriting

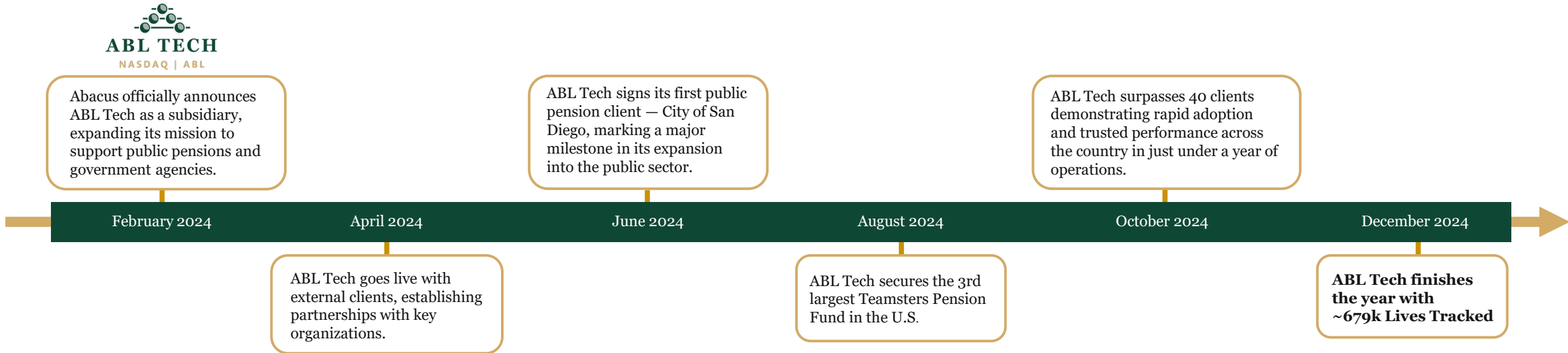


- ✓ Established a new national distribution relationship with M Financial Group, which is one of the largest financial advisor and insurance agent member firms with offices nationwide offering protection and retirement solutions
- ✓ This partnership establishes Abacus as a preferred partner for life settlement solutions to M Financial Group and its advisors

- ✓ Made a preferred equity investment in Insured Connect. Insured Connect tracks 100,000 insurance contracts for the BGA/IMO industry
- ✓ Abacus will leverage this data to enhance its policy sourcing capabilities

Milestones in ABL Tech's Journey: *From Launch to Nationwide Expansion*

“ ABL Tech has been a game-changer for us. Your solution has saved us hundreds of thousands of dollars, and the level of customer service is truly exceptional. We couldn't be more pleased with the partnership! ” – **California County Pension Plan**



Key 2024 Achievements:

- 100% RFP Win Rate in 2024 – successfully secured all 5 RFPs, outperforming established competitors
- Client Growth – contracted over 40 clients by year-end
- Market expansion – successfully entered new markets, particularly in public unions and government pension sectors
- Enhanced the MVerify® solution by integrating broader data sources, leading to faster and more accurate mortality verification for clients

Abacus Investor Day and Longevity Summit | June 11-12, 2025 | NYC


Abacus Investor Day and Longevity Summit is a one-day, specialized event focused on applying lifespan to financial products. Abacus will inform its shareholders about the company’s business model, current ABL products, and the future outlook for Abacus and its affiliates.

Additionally, Abacus has gathered top professionals in the field of longevity and lifespan to share their perspectives on human lifespan and its impact on the future of financial planning.

- Planning for 200 in-person guests
- Livestreaming to virtual guests



Joseph Coughlin, MD
Director of MIT AgeLab
MIT
Dr. Joseph Coughlin, or as he is most often referred to, “Dr. Joe,” leads the Massachusetts Institut...[\(read more\)](#)



Steve Grasso
Chief Executive Officer
Grasso Global
Steven Grasso is the CEO of Grasso Global Inc. Steven has been and is an active trader for the pa...[\(read more\)](#)



James Morrow
Chief Executive Officer
Callodine Capital
Prior to starting Callodine, Mr. Morrow spent the previous 19-years at Fidelity Investments (FMRCo) ...[\(read more\)](#)



Sam Anderson
Chief Capital Officer
Dynasty Financial Partners
Sam Anderson is Managing Director of Investment Banking and Head of Corporate Development at Dynasty...[\(read more\)](#)



Jay Jackson
Chief Executive Officer
Abacus
Jay Jackson joined Abacus Life in 2016. His strategic business development and creation of innovativ...[\(read more\)](#)



Bill McCauley
Chief Financial Officer
Abacus
With over 20 years of experience in the financial services industry, Bill McCauley is a performance-...[\(read more\)](#)



Jean Carlo Oviedo
Director of Sales and Operations
ABL Tech, an Abacus Company
Carlo's career took a notable turn when he applied his decade-plus experience towards aiding governm...[\(read more\)](#)



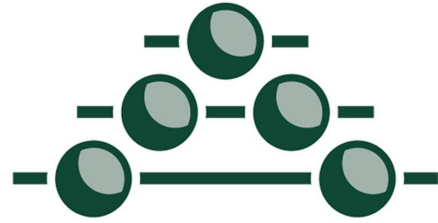
Armando Cabrera
Director of Engineering
ABL Tech, an Abacus Company
Armando Cabrera serves as the Director of Engineering at Abacus Life, a role he has held since joini...[\(read more\)](#)



Samantha Butcher
Vice President of Operations
Abacus Life
A professional in the life insurance industry for over 20 years, Samantha Butcher oversees policy op...[\(read more\)](#)



Vince Chen
Vice President of Public Equity & Portfolio Management
Abacus FCF Advisors
Vince (Qijun) Chen is the VP of Public Equity and Portfolio Management at Abacus Life, bringing near...[\(read more\)](#)



ABACUS

GLOBAL MANAGEMENT, INC.

NASDAQ | ABL

Financial Information

Abacus Global Management (ABL) – FY 2025 Guidance

FY2025 Financial Outlook

Annual Guidance | Investor Presentation | March 27, 2025

Metric	FY 2024 Actual	FY 2025 Guidance	YoY Change (%)
Adjusted Net Income	\$46.5 million	\$70 million - \$78 million	+51% to +68%

Key Assumptions and Commentary

- We believe we are well-positioned for a strong 2025 to firmly solidify Abacus as a leading global alternative asset manager
- Growth driven by our origination platform and expanded business verticals
- FY 2025 average consensus on adjusted net income – \$68.8 million
- FY 2025 guidance range on adjusted net income – \$70-78 million

4th Quarter Financial Summary

Strong 4th quarter driven by increased active management revenue from policy purchases and trading activity

Capital deployed increased over Q4 2023 by **+85%**

Closed Carlisle and FCF acquisitions on December 2nd. Now showing asset management revenue as a separate line item

Equity offering closed in November 2024. Secured \$150M debt facility in December 2024. Launched 4 new private funds for raising additional capital. Proposed Interval Fund under SEC review

Key Performance Indicators

Q4 2024 Compared to Q4 2023

40%

Revenue % Increase

50%

Adj. EBITDA
% Increase

126%

Adj. Net Income
% Increase

Q4 2024 Financials Overview

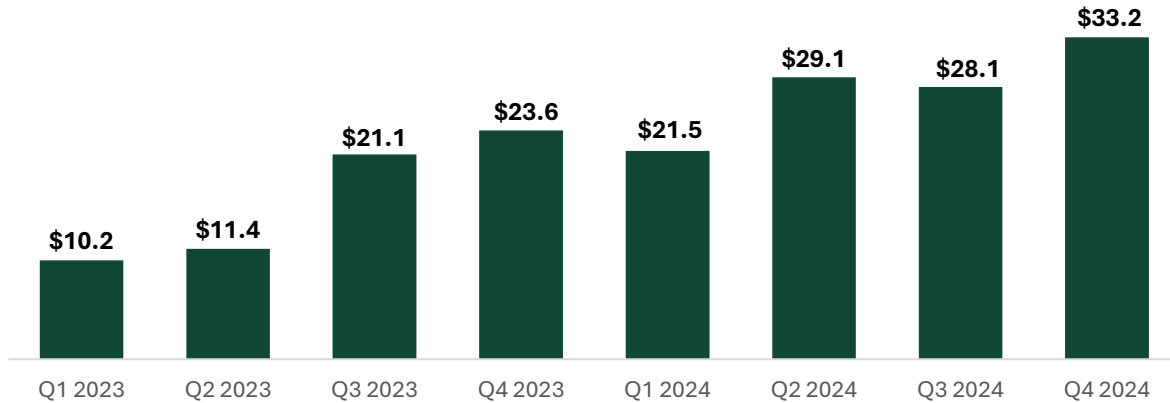
Gross Revenue	\$33.2 million
Adjusted Net Income	\$13.4 million
Adjusted EBITDA	\$16.6 million
Capital Deployed for Policy Purchases	\$126.5 million
Assets Under Management ¹	\$2.9 billion

¹ Estimated AUM of Carlisle, FCF and LMA Funds as of December 31, 2024.

Consolidated Proforma Historical Financial KPIs (Q1 2023 – Q4 2024)

Revenue

(\$ in millions)



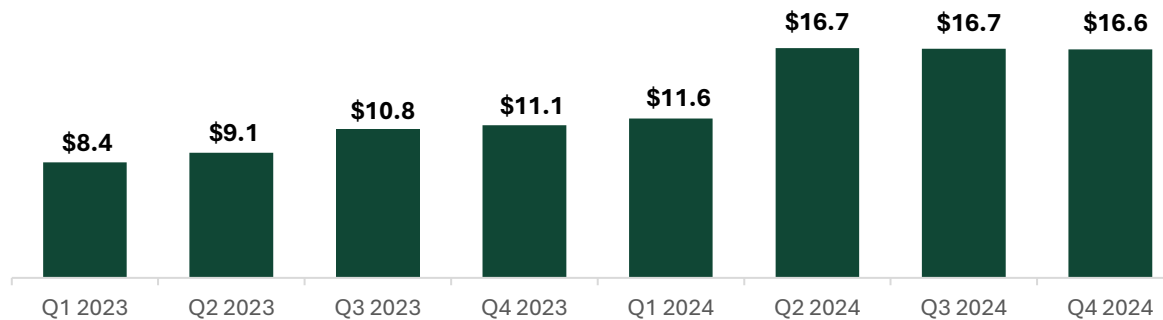
Adjusted Net Income¹

(\$ in millions)



Adjusted EBITDA¹

(\$ in millions)

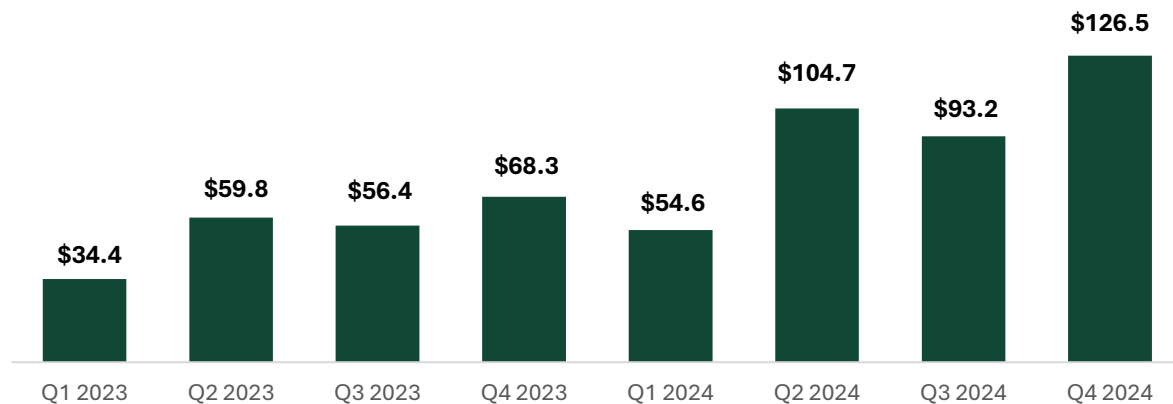


¹Adjusted EBITDA and Adjusted Net Income are non-GAAP measures. For a reconciliation to the most directly comparable GAAP measure, see the Financial Information section.

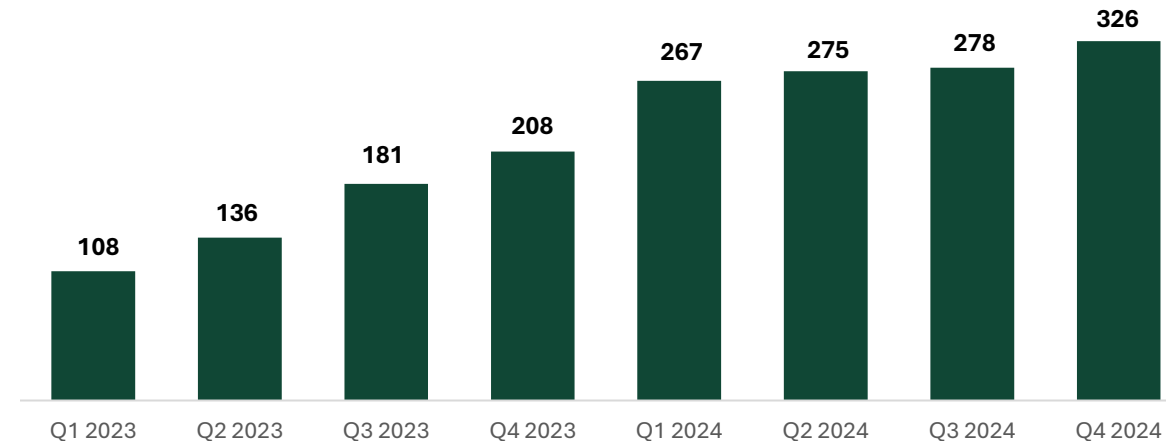
Additional Origination KPIs (Q1 2023 – Q4 2024)

Capital Deployed for Policy Originations

(\$ in millions)

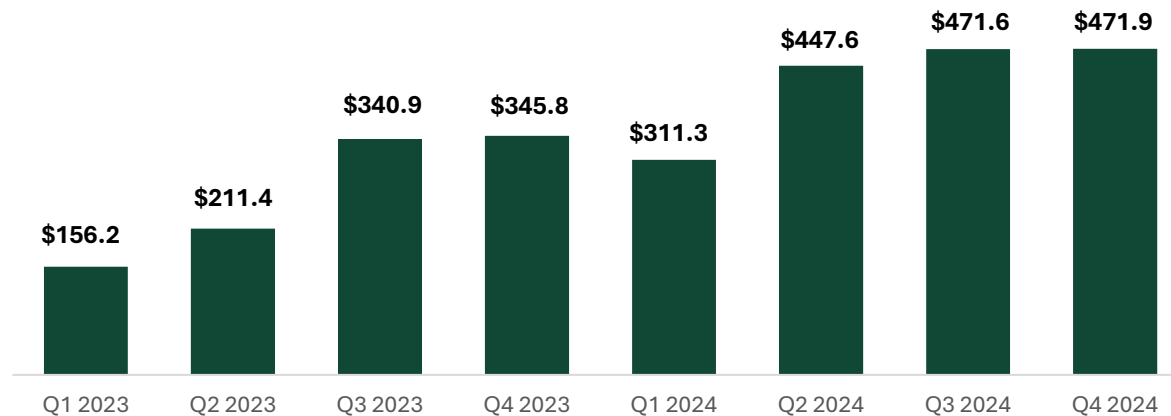


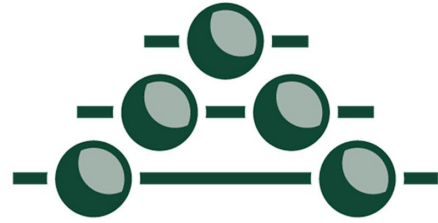
Number of Policies Originated



Face Value Originated

(\$ in millions)





ABACUS

GLOBAL MANAGEMENT, INC.

NASDAQ | ABL

Appendix

Q4 2024 Financial Information

Abacus Global Management, Inc. *Income Statement*

	Three Months Ended December 31,		Years Ended December 31,	
	12/31/2024	12/31/2023	12/31/2024	12/31/2023
REVENUES:				
Active management	\$ 29,041,030	\$ 21,274,316	\$ 102,819,361	\$ 61,195,377
Origination fees	1,062,910	2,233,683	5,457,147	4,203,900
Asset management fees	2,841,481	-	2,841,481	-
Portfolio servicing fees	232,960	187,548	772,169	1,002,174
Technology services	33,628	-	33,628	-
Total revenues	33,212,009	23,695,547	111,923,786.00	66,401,451.00
Cost of revenue (including stock-based compensation)	3,719,321	1,570,994	11,371,733	6,390,921
Gross Profit	29,492,688	22,033,077	100,552,053	59,911,074
OPERATING EXPENSES:				
Sales and marketing	2,411,442	1,788,748	9,063,384	4,905,747
General and administrative (including stock-based compensation)	40,338,172	15,369,189	81,734,518	26,482,571
Loss on change in fair value of debt	799,024	2,046,193	4,835,351	2,356,058
Realized / Unrealized loss (gain) on investments	(26,149)	(877,754)	(2,103,054)	(1,369,112)
Depreciation and amortization expense	2,732,373	1,712,934	7,910,158	3,409,928
Total operating expenses	46,254,862	20,039,310	101,440,357	35,785,192
Operating (loss) income	(16,762,174)	1,993,767	(888,304)	24,125,882

Q4 2024 Financial Information (cont'd)

Abacus Global Management, Inc. *Income Statement*

	Three Months Ended December 31,		Years Ended December 31,	
	12/31/2024	12/31/2023	12/31/2024	12/31/2023
OTHER INCOME (EXPENSE):				
Loss on change in fair value of warrant liability	5,785,000	(3,260,960)	(2,702,040)	(4,204,360)
Interest (expense)	(5,861,740)	(6,246,126)	(18,279,686)	(9,866,821)
Interest income	727,863	523,481	2,398,691	594,764
Other income (expense)	(94,570)	(144,879)	38,040	(146,443)
Total other income (expense)	556,553	(9,128,484)	(18,544,995)	(13,622,860)
Net (loss) income before provision for income taxes	(16,205,621)	(7,134,717)	(19,433,299)	10,503,022
Income tax expense	2,803,883	(769,885)	5,484,738	1,468,535
NET (LOSS) INCOME	(19,009,504)	(6,364,832)	(24,918,037)	9,034,487
LESS: NET LOSS ATTRIBUTABLE TO NONCONTROLLING INTEREST	(752,271)	(142,447)	(956,987)	(482,139)
NET (LOSS) INCOME ATTRIBUTABLE TO COMMON STOCKHOLDERS	(18,257,233)	(6,222,385)	\$ (23,961,050)	\$ 9,516,626

Q4 2024 Financial Information (cont'd)

Abacus Global Management, Inc. *Adjusted Net Income*

	Full Year 2024	Full Year 2023	Q4 2024	Q4 2023
Adjusted Net Income and Adjusted EPS				
Net income attributable to Abacus Global Management, Inc.	\$ (23,961,050)	\$ 9,516,626	\$ (18,257,233)	\$ (6,222,383)
Net income attributable to non-controlling interests	(956,987)	(482,139)	(752,271)	(142,447)
Depreciation and Amortization expense	7,748,269	3,364,167	2,676,144	1,682,084
Stock compensation expense	43,435,215	10,768,024	24,760,007	6,184,392
Business Acquisition Accounting expenses	8,403,065	-	5,129,947	-
Change in fair value of warrant liability	2,702,040	4,204,360	(5,785,000)	3,260,960
Tax impact of executive RSUs	9,151,161	2,069,993	5,632,379	1,161,722
Adjusted Net Income	\$ 46,521,713	\$ 29,441,031	\$ 13,403,973	\$ 5,924,328
Weighted-average shares of Class A common stock outstanding	70,761,830	56,951,414	81,784,013	64,169,227
Adjusted EPS	0.66	0.52	0.16	0.09

Q4 2024 Financial Information (cont'd)

Abacus Global Management, Inc. *Adjusted EBITDA*

Adjusted EBITDA	Full Year 2024	Full Year 2023	Q4 2024	Q4 2023
Net income	\$ (24,918,037)	\$ 9,034,487	\$ (19,009,504)	\$ (6,364,830)
Depreciation and Amortization	7,910,159	3,409,928	2,732,374	1,712,934
Interest expense	18,279,686	9,866,821	5,861,740	6,246,126
Interest income	(2,398,691)	(594,764)	(727,863)	(523,481)
Income Tax	5,484,738	1,468,535	2,803,883	(769,884)
Stock compensation	43,435,215	10,768,024	24,760,007	6,184,392
Other (Income) / Expenses	(38,040)	146,443	94,570	144,878
Change in fair value of warrant liability	2,702,040	4,204,360	(5,785,000)	3,260,960
Business Acquisition expenses	8,403,065	-	5,129,947	-
Change in fair value of debt	4,835,351	2,356,058	799,024	2,046,193
Realized and Unrealized loss / (gain) on investments	(2,103,054)	(1,369,112)	(26,149)	(877,756)
Adjusted EBITDA	\$ 61,592,432	\$ 39,290,780	\$ 16,633,029	\$ 11,059,532
Revenue	\$ 111,923,786	\$ 66,401,451	\$ 33,212,009	\$ 23,695,547
Adjusted EBITDA Margin	55%	59%	50%	47%

Q4 2024 Financial Information (cont'd)

Abacus Global Management, Inc. *Balance Sheet*

	As Of 12/31/2024	As Of 12/31/2023
ASSETS		
CURRENT ASSETS:		
Cash and cash equivalents	\$ 131,944,282	\$ 25,588,668
Equity securities, at fair value	-	2,252,891
Accounts receivable	15,785,531	2,149,111
Accounts receivable, related party	7,113,369	79,509
Due from affiliates	1,527,062	1,007,528
Other receivables	-	-
Income taxes receivable	2,099,673	-
Prepaid expenses and other current assets	1,094,729	699,127
Total current assets	159,564,646	31,776,834
Property and equipment, net	1,025,066	400,720
Intangible assets, net	79,786,793	29,623,130
Goodwill	238,296,200	140,287,000
Operating right-of-use assets	4,722,573	1,893,659
Life settlement policies, at cost	1,083,977	1,697,178
Life settlement policies, at fair value	370,398,447	122,296,559
Noncurrent management and performance fee receivable, related party	13,379,301	-
Available-for-sale securities, at fair value	2,205,904	1,105,935
Other investments, at cost	1,850,000	1,650,000
Other assets	1,851,845	998,945
Equity securities, at fair value	-	96,107
TOTAL ASSETS	\$ 874,164,752	\$ 331,826,067

Q4 2024 Financial Information (cont'd)

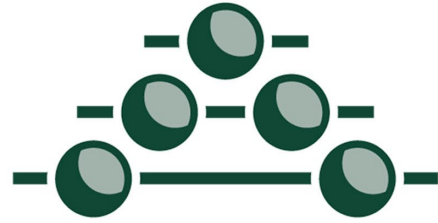
Abacus Global Management, Inc. *Balance Sheet*

	As Of 12/31/2024	As Of 12/31/2023
LIABILITIES AND STOCKHOLDERS' EQUITY		
CURRENT LIABILITIES:		
Current portion of long-term debt, at fair value	\$ 37,430,336	\$ 13,029,632
Current portion of long-term debt	1,000,000	-
Accrued expenses	6,139,472	4,354,225
Operating lease liabilities	515,597	118,058
Due to affiliates	-	5,236
Due to former members	-	1,159,712
Contract liabilities, deposits on pending settlements	2,473,543	507,000
Accrued transaction costs	483,206	-
Other current liabilities	14,423,925	3,400,734
Income taxes payable	-	751,734
Total current liabilities	62,466,079	23,326,331
Long-term debt, net	224,742,029	33,818,090
Long-term debt, at fair value, net	105,120,100	55,318,923
Long-term debt, related party	12,525,635	37,653,869
Noncurrent retrocession fee payables	5,312,214	-
Operating lease liabilities	4,580,158	1,796,727
Deferred tax liability	26,778,865	9,199,091
Warrant liability	9,345,000	6,642,960
TOTAL LIABILITIES	450,870,080	167,755,991

Q4 2024 Financial Information (cont'd)

Abacus Global Management, Inc. *Balance Sheet*

	As Of 12/31/2024	As Of 12/31/2023
LIABILITIES AND STOCKHOLDERS' EQUITY		
Preferred stock, \$0.0001 par value; 1,000,000 authorized shares authorized; none issued or outstanding	-	-
Class A common stock, \$0.0001 par value; 200,000,000 authorized shares; 96,731,194 and 63,388,823 shares issued at December 31, 2024 and 2023, respectively	10,133	6,339
Treasury stock - at cost; 1,048,226 and 146,650 shares repurchased at December 31, 2024 and 2023, respectively	(12,025,137)	(1,283,062)
Additional paid-in capital	494,064,113	199,826,278
Accumulated deficit	(57,896,606)	(34,726,135)
Accumulated other comprehensive income	-	108,373
Non-controlling interest	(857,831)	138,283
Total stockholders' equity	423,294,672	164,070,076
TOTAL LIABILITIES AND STOCKHOLDERS' EQUITY	\$ 874,164,752	\$ 331,826,067



ABACUS

GLOBAL MANAGEMENT, INC.

NASDAQ | ABL